

THE SOHO BATH IN VITRITE

The Soho bath is a reproduction of a 1930's French double ended bath tub. Made in England from Vitrite™, a stone and mineral composite that replicates the look and feel of the original bath but without the weight.

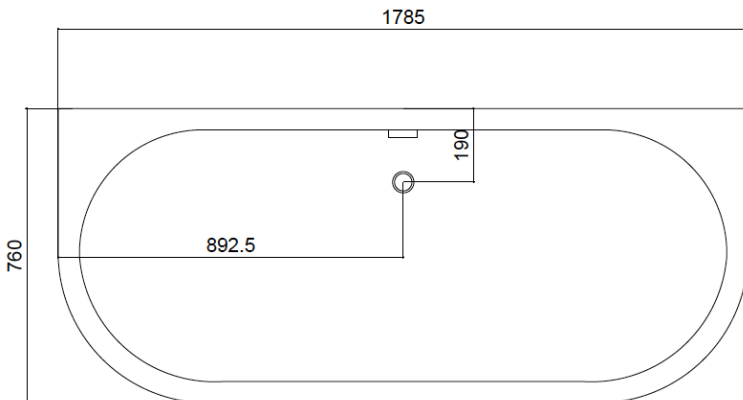
Length: 1785mm / 70.25"

Width: 760mm / 30"

Height: 495mm / 19.5"

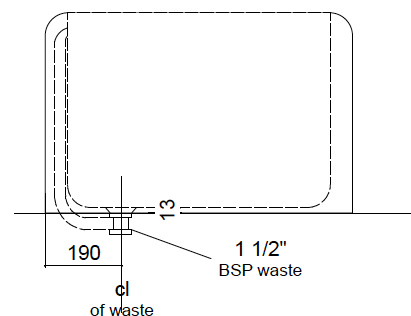
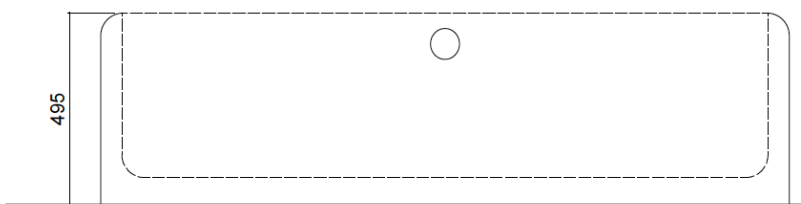
Capacity: 270 litres / 60 UK gallons / 71 US Gallons

Weight: 90kg / 198lbs



Soho Bath - Vitrite
(All dims shown in mm)

O/A Length	1785
O/A Width	760
O/A Height	495
INT Length	1675
INT Width	600
INT Depth	430



Waste & Overflow fitting finishes 50mm into the floor
Bottom of bath to floor 13mm

Combined waste and overflow: 1 1/2" BSP

We only supply fittings above the floor. We do not supply the trap; the trap needs to go beneath the floor.

Dimensions are given in mm, they are a guide only and may vary from bath to bath.

THE
WATER/
MONOPOLY

10/14 Lonsdale Road, London, NW6 6RD
+44 (0)20 7624 2636 thewatermonopoly.com