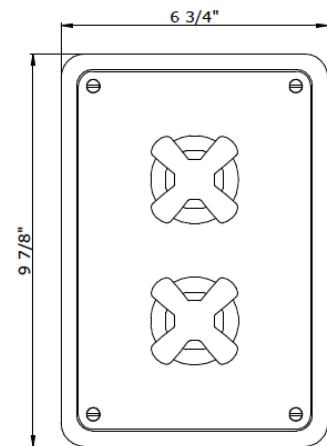
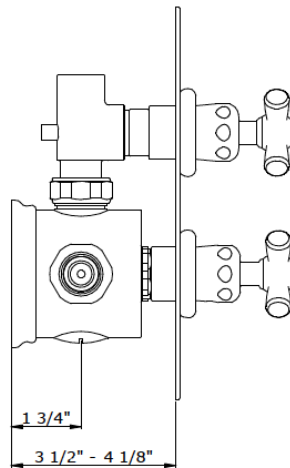
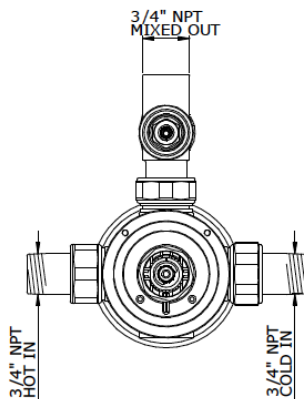


# ROCKWELL WALL MOUNTED CONCEALED THERMOSTATIC CONTROL AND SHUT-OFF VALVE - US

Rockwell wall mounted thermostatic control and shut-off valve mounted on rectangular plate. The crossheads are available in either all metal or Rockwell colored ceramic: lilac/ Bonbon, orange/Squash, black/Graphite/Ink, white/Snowdrop, grey/Seattle, green/Willow, blue/Powder and yellow/Sherbet.  
Made in England.



## Technical Details

Control valve rough in depth: Max 4 1/8"

Control valve rough in depth : Min 3 1/2"

Primary metal: Brass

Trim height: 9 7/8"

Trim width: 7 7/8"

Integrated flow control: Yes

Number of handles: 2

Suggested application: Bath / shower

Wax capsule thermostatic cartridge with 1 second supply failure response

1/4 turn ceramic disc flow control

Adjustable temperature safety override stop (pre-set to 100°F)

Inlet connection size: male 3/4" NPT

Outlet connection size: female 3/4" NPT

Secondary outlet: Available, optional extra

Temp Min: 52°F

Temp Max: 118°F

Max inlet temp: 180°F

Recommended max working pressure: 75psi

Recommended min working pressure: 7psi

Packed weight: 14lb

## Product Notes

All dimensions are based on original specifications and are subject to change and variation.

THE  
WATER/  
MONOPOLY

10/14 Lonsdale Road, London, NW6 6RD  
+44 (0)20 7624 2636 thewatermonopoly.com