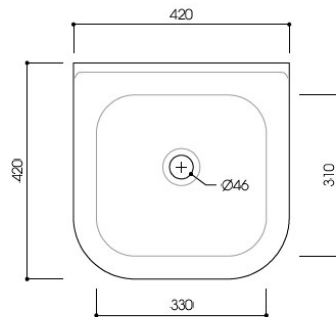
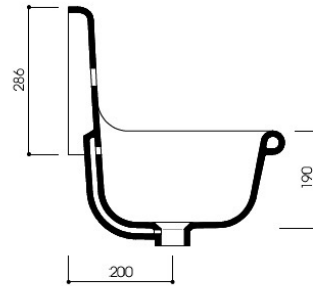
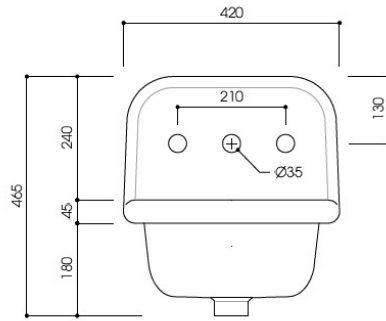


ROCKWELL SMALL WALL HUNG BASIN



NB We recommend that you create a void / box behind the tap area / splashback and set the tap rough-ins (valve bodies and T) on a ply board